



APPLICATION OF AGRICULTURAL WASTES FOR THE AQUEOUS REMOVAL OF HEAVY METALS FROM WASTE WATER

*Bala Hafsat Jibril, Saleh Muhammad Salga, Salisu Ahmed and Maryam Saddiq

Department of Pure and Industrial Chemistry, Faculty of Natural and Applied Sciences, Umaru Musa Yar'adua University, Katsina, Nigeria.

*Correspondence Email: hafseevbala@gmail.com; muhammad.saleh@umyu.edu.ng

ABSTRACT

Heavy metals were found to have hazardous impact on man and ecosystem. The efficacy of Rice, Millet and Guinea corn husks was tested for the removal of Cu(II) and Fe(II) ions from aqueous solution. The husks were soaked in the metal ion solutions removed, dried, digested and analyzed by MP-AES. The husks were found to be effective for the removal of the targeted metal ions. The results showed the pattern of removal in the order; RH > GCH > MH and GCH > MH > RH for Cu(II) and Fe(II) respectively. The samples were also analyzed for X-ray Fluorescence (XRF) and Fourier Transform Infrared Spectrometer (FTIR). The XRF result showed oxides like SiO₂, MnO, MgO and Fe₂O₃, etc. with SiO₂ having the highest percentage. The results of the FTIR analysis showed the presence of OH, C-H, NH and C=O groups, which indicates tendencies for metal binding. Moreover, the MP-AES results showed that RH had the highest removal capacity of Cu(II) with 95% (76 mg/g), followed by GCH 92.5 % (74 mg/g), and MH has the least removal capacity of 84.5 % (67.6 mg/g). The amount of Fe(II) was found to be high in GCH with 95% (76mg/g) followed by MH, 91.5 % (73.2 mg/g) and RH having the least capacity of 60 % (48 mg/g). Generally, the results indicates that all the agricultural wastes have the capacity to remove the heavy metals significantly. This showed that, the husks can be used to remove heavy metals from wastewater without polluting the environment.

Keywords: Removal, Heavy Metals, Aqueous Solution, Bio-sorption, Agricultural Waste.

INTRODUCTION

Heavy metals are inorganic pollutants frequently found in waste waters of several industries such as electroplating, mining, metal processing, petroleum refining, textile, paint manufacture, pesticides, photographic industries and printing (Fuge *et al.*, 2013). These inorganic pollutants have negative impact on the environment and modify the physical and chemical characteristics of water and soil (Houda *et al.*, 2011) and the properties of aquatic fauna and flora (Das *et al.*, 2011). Heavy metal ions get into water system through various manufacturing processes and constitute a severe risk to the environment. Like other contaminants, exceeding a threshold concentration in water, heavy metals are detrimental to human as well as other living organisms due to their toxicity and bio-accumulation. Though, trace elements are essential nutrients required by the human body, intake of high doses can lead to health problems such as irritation of the central nervous system, and kidney and liver hurt (Futalan *et al.*, 2011).

Several conventional methods have been employed for eliminating these cations from water system such as chemical precipitation, solvent extraction, vacuum evaporation, membrane technologies, adsorption, membrane separation (Rostamian *et al.*, 2011), coagulation, flocculation, chemical precipitation, reverse osmosis, ion exchange, and ultra-filtration (O'Connell *et al.*, 2008; Fu and Wan g, 2011). However, these methods have their own restrictions such as low efficiency, sensitive working environments, and production of toxic slurry (O'Connell *et al.*, 2008). Hence, there is an urgent need for more practical and environment friendly technologies. Bio-sorption is now considered among the most

effective, economic and selective methods for water treatment and analysis purposes (Fu and Wang, 2011).

There are several locally existing materials that can be used for the removal of heavy metals. Low cost bio-sorbents such as natural materials, agricultural wastes, modified biopolymers, or industrial by-products are found to be more encouraging in heavy metal removal. Agricultural waste is one of the rich sources of low-cost bio-sorbents besides industrial by-product and natural material due to its abundant availability (Abdel-Salam *et al.*, 2011). The need for safe and economical methods for the elimination of heavy metals from waste water has necessitated research on low-cost agricultural waste products such as sugarcane bagasse, millet husk, rice husk, sawdust, coconut husk, oil palm shell, guinea corn husk, Neem bark (Maduabuchi, 2018), wheat husk, maize corn cob, banana and orange peels, soya bean hulls, grapes stalks, etc. were used as sorbents for metal removal (Muazu and Yusuf, 2017).

Agricultural waste is one of the inexpensive bio-sorbent for heavy metal removal, which contains 50 – 90% of silica (SiO₂). In addition to being cost-effective and environmental friendly, agricultural waste is abundant and renewable (Da'na, 2017). The application of agricultural wastes in removing heavy metals from wastewater has attracted much attention owing to its economic advantages and high removal efficiency which is attributed to different functional groups (Alalwan *et al.*, 2020). Agricultural wastes especially those with high percentage of cellulose and lignin contains polar functional groups like amino, carbonyl, alcoholic, phenolic, and ether groups having high potential for metal binding (Hossain *et al.*, 2012). These groups donate a lone pair of electrons and

form complexes with metal ions in the solution (Demirbas, 2008). Due to their unique chemical composition (the presence of hemicellulose, lipids, lignin, water hydrocarbons, simple sugars, and starch having a variety of functional groups) and availability, the use of agro-wastes seems to be a viable option for heavy metal remediation (Sri Lakshmi *et al.*, 2018). Maduabuchi, (2018) used Agricultural Waste Materials (banana peels and peanut shells) as a Potential bio-sorbent for Removal of Heavy Metals (lead and manganese) in Waste Water, Muazu and Yusuf, (2017) investigate the utilization of millet husk as a low-cost bio-sorbent for removal of Lead (II), Cadmium (II) and Nickel (II) ions from aqueous solution, in which the FTIR and SEM characterizations were carried out on the samples. Therefore, the objective of this research is to study the utilization of rice, millet and guinea corn husks for the removal of Cu and Fe from aqueous solution.

MATERIALS AND METHOD

Chemical and reagents

All reagents used were analytically grade purchased from Sigma Aldrich and used without further purification. Freshly prepared metal solutions of $\text{CuCl}_2 \cdot 2\text{H}_2\text{O}$ and $\text{FeCl}_2 \cdot 4\text{H}_2\text{O}$ with desired concentration were used as a source of heavy metals ion. Sulphuric acid (H_2SO_4) (specific gravity 1.83 g/cm³, percentage purity 98.3% w/v), Nitric acid (HNO_3) (specific gravity 1.51g/cm³, percentage purity 68% w/v) and Hydrochloric acid (HCl) (specific gravity 1.49 g/cm³, percentage purity 36% w/v) were used. All glassware's and plastic containers were washed with detergents, rinsed with distilled water and then soaked in 10% HNO_3 solution for 24 hrs. They were then washed with deionised water and later dried in an oven for 28 h at 80°C (Todorovi *et al.*, 2001).

Sample collection and pre-treatment

Adopting a modified pretreatment method reported by (Ahmed, 2013). The bio-sorbents (rice, millet and guinea corn husks) were obtained from a farmland where the milling activities were carried out and the husks being dumped at Tinga village of Batagarawa Local Government, Katsina State, Nigeria. All the samples were collected in a clean polyethene sample bag, labeled appropriately as Rice husk (RH), Millet husk (MH), Guinea Corn husk (GCH) and brought to the laboratory for further treatment. The biomasses were washed several times with tap water to remove adhering particles and finally soaked in distilled water for 6 h, drained, rinsed and oven dried at 110°C for 24 h. The wastes were then ground using pestle and mortar, sieved using 300 μm mesh sieve, stored in clean polyethene sample bags and labeled appropriately. Each of the three husks was divided into three more portions. The first portion was taken for FTIR analysis to evaluate the functional group present, the second portion was taken for XRF analysis to determine the elemental composition and the third portion was utilized for bio-sorption of heavy metals.

Preparation of Standard Solutions for the heavy metals used

Stock solutions 1000 cm³ of the metal solution was separately prepared by dissolving calculated gram of metal salts ($\text{CuCl}_2 \cdot 2\text{H}_2\text{O}$ and $\text{FeCl}_2 \cdot 4\text{H}_2\text{O}$) in 100 cm³ beaker and made up to 1000 cm³ in a volumetric flask with deionized water. All other experimental solutions of 2.0ppm were prepared by serial dilution of the stock solution similar to the report of Adeyi *et al.*, (2019).

Experimental Method

Fourier Transform Infrared (FTIR) Spectroscopic Analysis

Fourier transform infrared (FTIR) spectroscopic analysis was used to know the functional groups of the agricultural wastes (RH, MH and GCH) before and after treatment with Cu (II) and Fe (II) aqueous solutions. The machine used was Agilent Technology, FTIR (Cary 630) Fourier Transform Infrared Spectrophotometer. 650 – 4000 cm⁻¹ wave number was used to scan the sample during the analysis.

X-ray Fluorescence (XRF) Spectroscopic Analysis

The X-ray Fluorescence (XRF) Analysis is a non-destructive analytical technique, it was carried out to determine the oxide content (wt. %) of the raw RH, MH and GCH. The machine used for the analysis was EDXRF Analyzer (PW 2400) Energy Dispersive X-ray Fluorescence Spectrophotometer. It works by measuring the fluorescence (secondary) X-rays emitted from a sample when excited by a primary X-ray source.

Microwave Plasma Atomic Emission Spectrometry (MP-AES).

The microwave plasma atomic emission spectrometry is an analytical technique used to determine the concentration of heavy metals in the samples. The machine used was Agilent/MP Expert MY17380004 it was carried out to determine the metal ion concentration before and after bio-sorption process.

Treatment of Heavy Metal Solutions with RH, MH and GCH

Adopting and modifying a treatment method used by Agwarambo *et al.*, (2016) provides as follows: 5g of the samples (RH, MH and GCH) were weighted separately into each conical flask containing 200 cm³ of 2.00ppm of copper ion (Cu^{2+}) solution. The flasks and their contents were shaken using a mechanical shaker for 30 minutes at 250rpm and the reaction vessels were allowed to stand un-agitated for 48 h at room temperature. After then, the mixture from each reaction flask was filtered. The filtrates were digested and analyzed for heavy metals and compared with the concentration of heavy metal in untreated sample using Micro Plasma Atomic Emission Spectrophotometer (MP-AES), while the residues were kept overnight in a desiccator, and later dried in an oven for 3days at 110°C. After drying, they were divided into two different labeled portions. The first portion were taken to FTIR analysis for functional group determination and the second portion was digested and analyzed for metal ion concentrations. Correspondingly, the same method was applied for the treatment of Fe^{2+} solution.

Digestion of residue obtained after bio-sorption process

The method used by Turek *et al.*, (2019) was modified and adopted. Accordingly, 1.0 g each of the husks were ground and its powder placed in 100 cm³ conical flasks moistened with 4 cm³ distilled water, and followed with the addition of 5 cm³ concentrated H_2SO_4 (specific gravity 1.83 g/cm³, percentage purity 98.3% w/v) and 10 cm³ concentrated HNO_3 (specific gravity 1.51 g/cm³, percentage purity 68% w/v). Each flask was slightly heated at a temperature of 100°C for 2 h and then allowed to cool. After cooling, the solutions were diluted with 10 cm³ distilled water and then filtered. The solution was then made to 100 cm³ mark by adding distilled water and then transferred quantitatively to a clean sample bottles for MP-AES analysis. The procedure was used as prototype for all other samples.

The digests were analyzed for Cu and Fe concentration by MP-AES. The percentage of bio-sorption removal (%R) known as

bio-sorption efficiency for the metal ion was evaluated from the following equation (1):

$$\% \text{Removal Efficiency} = \frac{C_0 - C_t}{C_0} \times 100 \quad \dots \dots \dots (1)$$

Where: C_0 and C_t are the initial and final bio-sorbents concentrations respectively.

The gram of a particular metal adsorbed per unit gram of bio-sorbents otherwise known as bio-sorption capacity after a given time was calculated using the equation (2): (Puglla *et al.* 2020).

$$q_e = \frac{(C_0 - C_t)V}{W} \quad \dots \dots \dots (2)$$

Where: V= Volume of the solution
W= Mass of the bio-sorbent

The resulting filtrate obtained after the bio-sorption process was digested in line with the literature report with some modifications (Srikanth *et al.*, 2013). Accordingly, 100 cm³ of each of the filtrate was transferred into labeled beaker each containing 10 cm³ of conc. HNO₃. The sample was boiled slowly and then evaporated on a hot plate to the lowest possible volume (about 20 cm³). After cooling, 5 cm³ of conc. HNO₃ was added and the heating continues until digestion was completed. The sample was then vaporized to dryness, cooled and followed by addition of 5 cm³ of HCl (specific gravity 1.49 g/cm³, percentage purity 36% w/v) solution. The solution was warmed and 5 cm³ of 5M NaOH was added and then filtered. The filtrate was transferred to 100 cm³ volumetric flasks and diluted to the mark with distilled water. This was used as a prototype procedure for all other preparations before analyzing for MP-AES analytical technique.

Digestion of filtrate obtained after bio-sorption process

RESULTS AND DISCUSSION

X-ray Fluorescence (XRF) Analysis

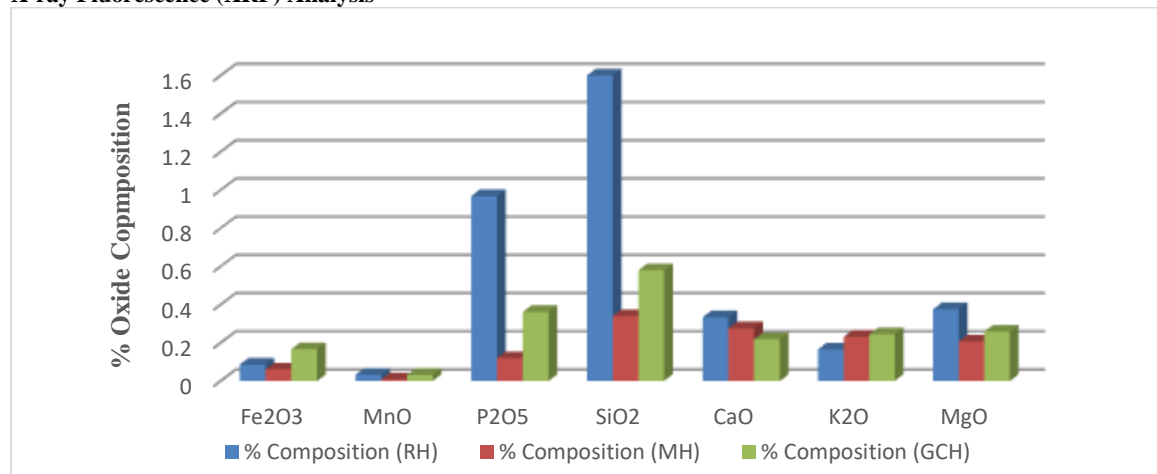


Figure 1: Oxides Composition of RH, MH and GCH

The XRF results indicates the oxides composition of the bio-sorbents (RH, MH and GCH) contain traces of some elemental oxides, their percentage composition varies which is the decreasing order; SiO₂ > P₂O₅ > MgO > CaO > K₂O > Fe₂O₃ > MnO (Figure 1), SiO₂ has the highest composition which is due to the application of silicone fertilizer to enhance the plant’s ability to resist micronutrient and other metal toxicity and also to improve stem strength, drought tolerance to delay wilting in certain crops where irrigation is withheld. Additionally, it may be attributed to soil composition, nature of the specie and irrigation area. This XRF results recorded, corresponds to the literature reports (Hammajam *et al.*, 2017; Bello *et al.*, 2018; Hasson, 2013) which also confirmed the possibility of the agricultural waste to be used as bio-sorbent to remove the heavy metal from the aqueous solution.

Micro Plasma Atomic Emission Spectroscopic (MP-AES) Analysis

Table 1: Metal ions (Cu⁺² and Fe⁺²) Concentrations (ppm) in the free (untreated) agricultural wastes

Metal ion	Agricultural wastes	Concentration (ppm)
Cu	RH	0.08
	MH	0.06
	GCH	0.08
Fe	RH	0.57
	MH	1.36
	GCH	2.56

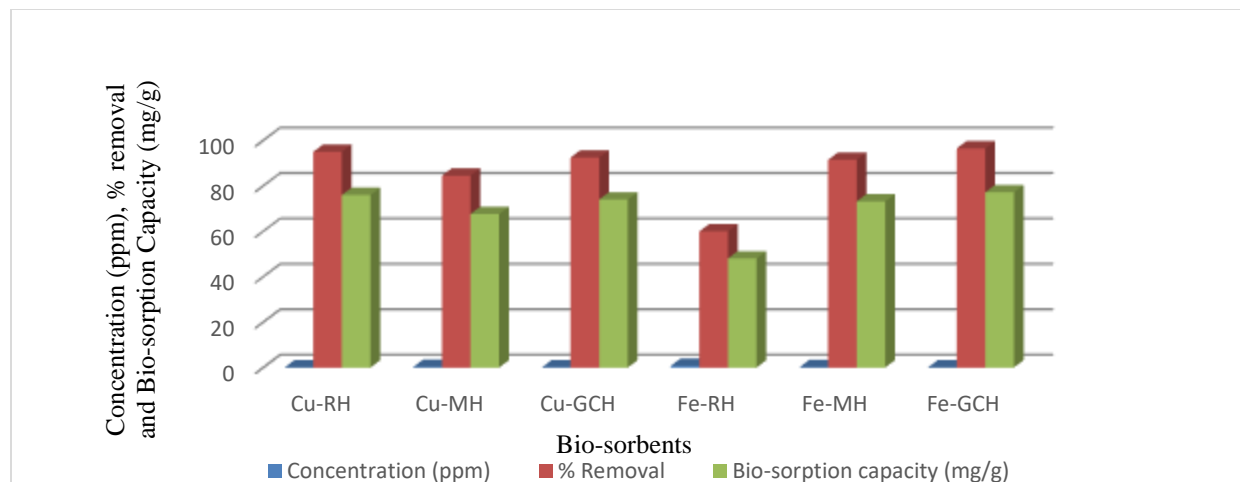


Figure 2: Concentrations (ppm), % Removal and Bio-sorption capacity (mg/g) of Cu and Fe in the Filtrates

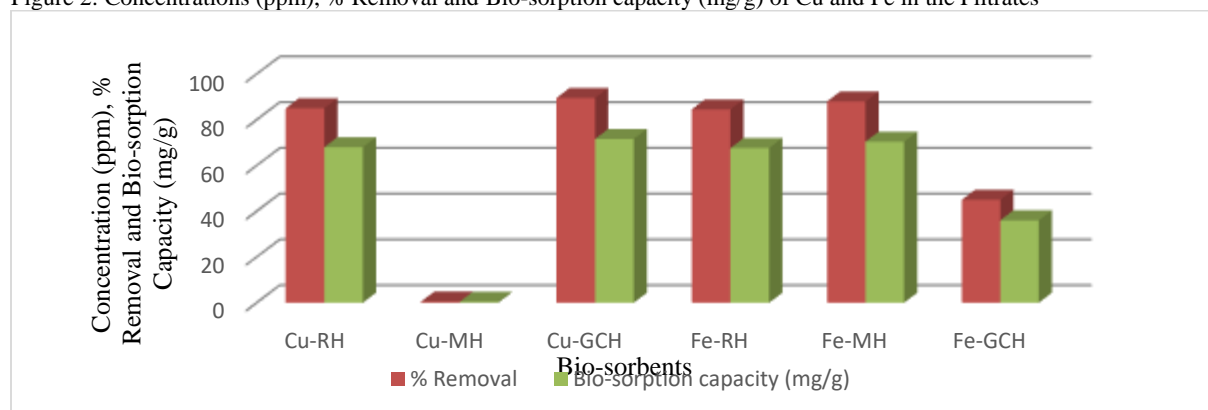


figure 3: Concentrations (ppm), % Removal and Bio-sorption capacity (mg/g) of Cu and Fe in the digested residue

The MP-AES analysis is an important spectroscopic technique that was conducted to determine the concentrations of the metal ions in the agricultural wastes (bio-sorbents) before and after the bio-sorption study, Table 1 shows the initial concentration of the bio-sorbents before the bio-sorption process, the result indicates the presence of the metal ions (Cu and Fe) in the bio-sorbents (RH, MH and GCH) with varying concentrations; 0.08ppm (RH and GCH), 0.06ppm (MH) with respect to Cu(II) and 0.57ppm, 1.36ppm, 2.56ppm for RH, MH and GCH respectively with respect to Fe(II), the presence of these metal ions is associated with pesticides and fertilizer application, nature of the irrigation water and irrigation area. The agricultural wastes on the other hand, manifested good efficacy for the removal of metal ions from aqueous solution and the analytical results were presented in Figure 2 and 3 respectively. The result of the MP-AES analysis indicates that RH shows higher efficacy of Cu(II) removal in filtrate solution after treatment (0.10ppm) with a residue concentration of (0.30ppm) followed by GCH with filtrate concentration (0.15ppm) and residue concentration (0.21ppm) followed by MH which has the least Cu removal with (0.31ppm) filtrate concentration after treatment and residue concentration (1.99ppm), all in the order; RH > GCH > MH. While GCH shows higher efficacy of Fe(II) removal having (0.07 ppm) concentration in its filtrate solution and a higher residue concentration (0.31 ppm), the removal

efficacy of all the bio-sorbents for Fe(II) removal is in the order GCH > MH > RH. The whole result indicates that RH has higher efficacy of Cu(II) removal with 95 % removal rate and 76 mg/g bio-sorption capacity, while GCH shows higher efficacy of Fe(II) removal with 96.5 % removal efficiency and 77.2 mg/g bio-sorption capacity. Also, the result shows higher absorption of Fe(II) ion when compared to Cu(II) ion, demonstrating higher affinity of Fe(II) ion toward GCH, MH and RH bio-sorbents.

The removal efficiency (percent) and bio-sorption capacity of Cu(II) ion by the bio-sorbents shows that RH have highest percentage removal efficiency and bio-sorption capacity; 95% and 76mg/g, followed by GCH (92.5 % and 74 mg/g), and MH has the least removal efficiency and bio-sorption capacity (84.5 % and 67.6 mg/g). While GCH has highest percentage removal and bio-sorption capacity of Fe(II) (95% and 76mg/g) followed by MH with (91.5 % and 73.2 mg/g) then RH has the least removal efficiency; 60 % and 48 mg/g. The result shows that, the bio-sorbents possessed good efficacy and bio-sorption capacity of removing heavy metal ions from aqueous solution as shown in Figure 2. These results are similar to the literature reported by Ahmad, (2013) on the removal of heavy metals from wastewater using agricultural and industrial wastes as bio-sorbents, in which rice husk removed Fe(II) and Fe(II) with more than 80 % removal efficiency.

Fourier Transform Infra-red (FTIR) Characterization**Table 2: FTIR Absorption bands of raw (RH, MH and GCH) before and after bio-sorption of Cu(II) and Fe(II)**

Assignment	RH	Cu-RH	Fe-RH	MH	Cu-MH	Fe-MH	GCH	Cu-GCH	Fe-GCH
O-H (cm ⁻¹)	3286	3279	3294	3286	3339	3275	3279	3280	3264
C-H (cm ⁻¹)	2921	2921	2921	2918	2921	2918	2921	2992	2921
N-H (cm ⁻¹)	-	1514	1562	1514	1599	1514	1544	1544	1562
C=O (cm ⁻¹)	1741	1737	1737	-	-	-	-	-	-

The FTIR analysis is a useful spectroscopic technique that was conducted to determine the presence of functional groups and any change's takes place after the bio-sorption study. Figure 4 shows the FTIR spectra of the bio-sorbents; RH, Cu-RH, Fe-RH, MH, Cu-MH, Fe-MH, GCH, Cu-GCH and Fe-GCH before and after bio-sorption of the metal ions, the results shows the presence of -OH, C-H, N-H and C=O functional groups.

The RH and MH shows the characteristic band of -OH group at 3286 cm⁻¹ while GCH it was at 3279 cm⁻¹, some of these bands have been shifted to the lower wavenumbers of 3279 cm⁻¹ (Cu-RH), 3275 cm⁻¹ (Fe-MH) and 3264 cm⁻¹ (Fe-GCH) and some to higher wavenumbers; 3294 cm⁻¹ (Fe-RH), 3339 cm⁻¹ (Cu-MH) and 3280 cm⁻¹ (Cu-GCH) after bio-sorption of the metal ions which is due to OH stretching vibration of water molecule. The spectra show presence of C-H group at 2921 cm⁻¹ (RH and GCH) and 2918 cm⁻¹ (MH), there is no any shift of band in Cu-RH, Fe-RH, Fe-MH and Fe-GCH, but other bands have been shifted to the higher wavenumbers of 2921 cm⁻¹ (Fe-MH) and 2992 cm⁻¹ (Cu-GCH) these are due to C-H stretching vibration.

The peaks at 1514 cm⁻¹(MH) and 1544 cm⁻¹ (GCH) indicates the presence of N-H bending vibration, some of these peaks have been shifted to 1599 cm⁻¹ and 1562 cm⁻¹ in Cu-MH and Fe-GCH respectively, no any significant shift in Fe-MH and Cu-GCH, new peaks have been formed at 1514 cm⁻¹ and 1562 cm⁻¹ after the bio-sorption of Cu²⁺ and Fe²⁺ with RH. C=O group appeared at 1741 cm⁻¹ and this band was shifted to the lower value of 1737 cm⁻¹ after bio-sorption of the metal ions, these is attributed to C=O stretching and angular vibration of water molecules. These FTIR results correspond to the literature reported by Baby *et al.*, (2019). Presumably, the formation of new absorption bands, the change in absorption intensity and the shift in wavenumber of functional groups could be attributed to complexation between metal ions and binding sites of the bio-sorbents, and indicates the successful bio-sorption of the metal ions on the bio-sorbents (the agricultural wastes). Detailed FTIR absorption bands of the bio-sorbents before and after bio-sorption of metal ions were shown in Table 2.

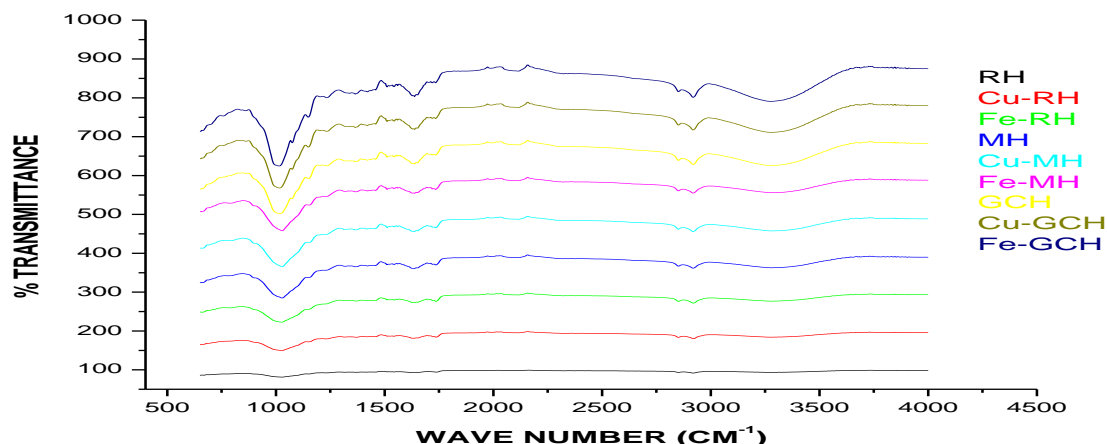


Figure 4: FTIR spectra of raw Bio-sorbents before and after bio-sorption of Cu(II) and Fe(II)

CONCLUSION

This study was conducted to test the efficacy of agricultural wastes (RH MH and GCH) bio-sorbents as natural, cheap and effective material for the removal of Cu(II) and Fe(II) ions from aqueous solution. The removal ability of the agricultural wastes has been tested and further confirmed by MP-AES analysis. The result demonstrated that all the selected agricultural waste bio-sorbents have successfully remove Cu(II) and Fe(II) from the aqueous solution with more than 90 % removal efficiency and 50 mg/g bio-sorption capacity. Among these selected bio-sorbents GCH possess higher removal efficiency. Their key property is the presence of functional groups that can bind metal ions through complexation. Finally, the result demonstrate that all the agricultural wastes used were good in the removal of heavy metal ions from aqueous solution, the use of such

materials will not only convert waste materials into low-cost effective bio-sorbents, but also provide a solution to their disposal.

REFERENCES

- Abdel Salam, O.E., Reiad, N.A. and Maha M. Elshafei, M.M. (2011). A study of the removal characteristics of heavy metals from wastewater by low-cost adsorbents. *Journal of Advanced Research*. (2): 297–303.
- Adeyi, A.A., Siti, N.A., Jamil, M., Luqman, C.A and Thomas, S.Y. (2019). Adsorption of Malachite Green Dye from Liquid Phase Using Hydrophilic Thiourea-Modified

- Poly(acrylonitrile-co-acrylic acid). Kinetics and Thermodynamic Studies. *Hindawi Journal of Chemistry* <https://doi.org/10.1155/2019/4321475>
- Agwaramgbo, L.E., Renata Fraga Cardoso and Taynara Simão Matos (2016). Copper and Zinc Removal from Contaminated Water Using Coffee Waste. *Journal of Scientific Research & Reports*. 12(6): 1-9. DOI: 10.9734/JSRR/2016/31118.
- Ahmed H.H. (2013). Removal of heavy metals from wastewater using agricultural and industrial wastes as adsorbents. *HBRC Journal*. 9(3): 276-282. DOI: 10.1016/j.hbrj.2013.08.004.
- Alalwan, H.A., Kadhom, M.A. and Alminshid, A.H. (2020). Removal of heavy metals from wastewater using agricultural byproducts. *Journal of Water Supply: Research and Technology—AQUA*. p. 1-15. DOI: 10.2166/aqua.2020.133.
- Baby, R., Saifullahi, B. and Hussein, M. Z. (2019). Palm Kernel Shell as an Effective Adsorbent for the Treatment of Heavy Metal Contaminated Water. *Scientific Report*. 9:18955. Doi: 10.1038/s41598-019-55099-6.
- Bello, M.O., Abdus-Salam, N. and Adekola, F.A. (2018). Utilization of Guinea corn (*Sorghum vulgare*) Husk for Preparation of Bio-based Silica and its Characterization Studies. *International Journal of Environment, Agriculture and Biotechnology (IJEAB)*. 3: (2). 670-675.
- Da'na, E. (2017). Adsorption of heavy metals on functionalized-mesoporous silica: A review. *Microporous and Mesoporous Materials*. (247): 145-157.
- Das, D., Charumathi, D. and Das, N. (2011). Bioaccumulation of the synthetic Dye Basic violet 3 and Heavy metals in Single and Binary System *Candida Tropicalis* Grown in a Sugarcane Bases Extract Medium: Modeling optimal conditions using Response Surface Methodology (RSM) and Inhibition Kinetics. *Journal of Hazardous Materials*. (186): 1541-1552.
- Demirbas A. (2008). Heavy metal adsorption onto agro-based waste materials: A review. *Journal of Hazardous Materials*. (157): 220-229.
- Fu, F. and Wang, Q. (2011). Removal of Heavy metal ions from waste waters: A review. *Journal of Environment Management*. 92 (3): 407-418.
- Fuge, R. (2013). Anthropogenic sources in selinus, o., Ed. *Essentials of medical Geology. Revised Edition Spinger Science and Business media, Dordrecht*. 59-74. doi.org/10.1007/978-94-007-4375-5-4.
- Futalan, C.M., Kan, C.C., Dalida, M.L., Pascua, C. and Wan, M.W. (2011). Fixed-bed column studies on the removal of copper using chitosan immobilized on bentonite. *Carbohydrate Polymer*. (83): 697-704.
- Hammajam, A.A., Ismarrubie, N.Z., Salit, M.S. and Zulkiffle, L. (2017). Characterization of Millet (*Pennisetum Glaucum*) Husk Fiber (MHF) and its use as Filler for High Density Polyethylene (HDPE) Composites. *Bio Resources*. 12: (4). 9287-9301.
- Hasson, M.A. (2013). Extraction of Cellulose from some Industrial and Plant's Waste and its hydrolysis using new heterogeneous catalyst: A thesis. *Ministry of Higher Education and Scientific Research College of Science*. 3-8.
- Hossain M., Ngo H., Guo W. and Setiadi T. (2012). Adsorption and desorption of copper (II) ions onto garden grass. *Bioresource Technology*. (121): 386-395.
- Houda, B., Dorra, G., Chafai, A., Emna, A. and Khaled, M. (2011). Impact of a mixed "industrial and Domestic" Waste water effluent on the southern coastal sediments of sfex (Tunisia) in the Mediterranean Sea. *International Journal of Environment Research*, 5, 691-704.
- Maduabuchi M.N (2018). Agricultural Waste Materials as a Potential Adsorbent for Removal of Heavy Metals in Waste Water. *Journal of Waste Management & Xenobiotics*. 1(1): 1-4.
- Muazu, S.B. and Yusuf, L.D. (2017). Millet husk as efficient adsorbent for removal of lead, cadmium, and nickel ions from aqueous solution. *Dutse journal of pure and applied sciences (DUJOPAS)*. 3: (1) 337 - 348.
- O'Connell, D.W., Birkinshaw, C. and O'Dwyer, T.F. (2008). Heavy metal adsorbents prepared from the modification of cellulose: a review. *Bioresource Technology*. (99): 6709-6724.
- Rostamian, R., Najafi, M. and Abbas, A. R. (2011). Synthesis and characterization of thiol functionalized silica Nano hollow sphere as a novel adsorbent for removal of poisonous heavy metal ions from water: Kinetics, isotherms and error analysis. *Chemical Engineering Journal*. (171): 1004– 1011.
- Sri Lakshmi Ramya, K.K., vinay kumar Chintalpudi and Sudhamani Muddada (2018). Application of Biosorption for Removal of Heavy Metals from Wastewater. *Intechopen*. <http://dx.doi.org/10.5772/intechopen.77315>.
- Srikanth, P., Somasekhar, S. A., Kanthi, G.K. and Raghu Babu, K. (2013). Analysis of Heavy Metals by Using Atomic Absorption Spectroscopy from the Samples Taken Around Visakhapatnam. *International Journal of Environment, Ecology, Family and Urban Studies (IJEEFUS)*. 3(1): 127-132
- Todorovi, Z., Pol, P., Dgordjevi, D. and Autoni, J. S. (2001). Lead Distribution in Water and its Association with Sediments Constituents of the Baije Lake. *J. Serb. Chem. Soc*. 66(1): 697-708
- Turek, A., Wiczorek, K. and Wolf, W.M. (2019). Digestion Procedure and Determination of Heavy Metals in Sewage Sludge—an Analytical Problem. *Sustainability*. 11: (1753). 1-10. DOI: 10.3390/su11061753.

